


RT-680T-W480E


ATX Tower Server Chassis with 10th Generation Intel® Core™ Processor

Turn-Key Chassis Solutions


Front View



Rear View



Interior



Features

- Industrial computer/workstation for automation and AI edge Computing
- Intel® Xeon® W-1200 series & Intel® 10th Gen (Comet lake-S) Core™ Processors with W480E chipset
- 4 x 288-pin Long-DIMM, Support Dual Channel DDR4 2933 (i9 / i7 CPU) / 2666 (i5 / i3 CPU) / 2400 (Pentium / Celeron CPU), up to 128GB
- Support ECC Long DIMM memory modules
- 1 x PCIe x16 Gen3, 1 x PCIe x8 Gen3, 3 x PCIe x4 Gen3, 2 x PCI
- 4 x USB 3.2 Gen2, 4 x USB 3.2 Gen1, 4 x USB 2.0
- 1 x M.2 Key E, 1 x M.2 Key M, 1 x M.2 Key B, 6 x COM, 6 x SATA3
- 1 x Intel® 1 Gigabit LAN, 1 x Intel® 2.5 Gigabit LAN
- Support Triple display, 1 x DP 1.2, 1 x VGA, 1 x HDMI 2.0a
- TPM 2.0 onboard
- Supports Intel® vPro, AMT, RAID 0/1/5/10



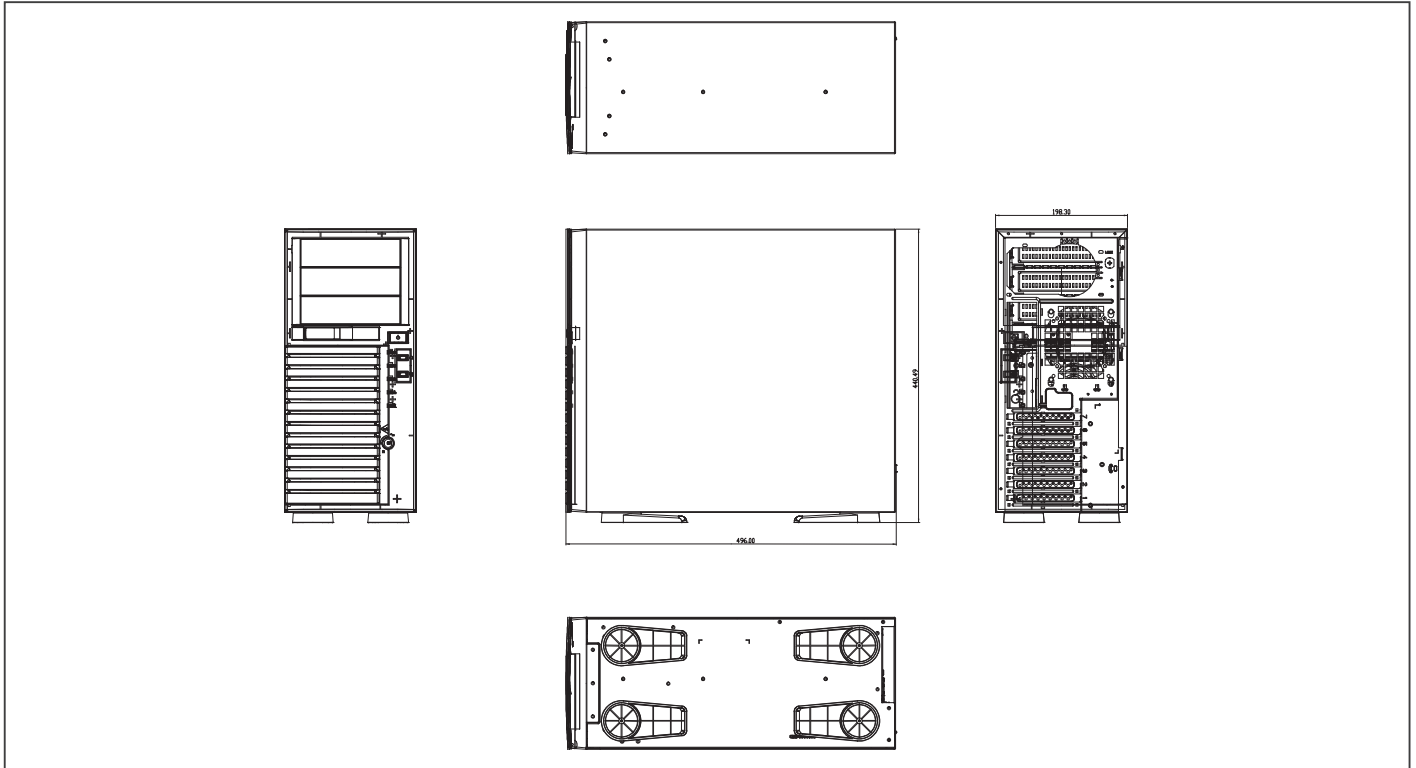
Storage	SATA III (6.0Gb/s) ports x 6, support RAID 0/1/5/10 M.2 x 1 (Key M, 2242 / 2260 / 2280) with SATA3 and PCIe x4 for SSD * Shared with SATA3_5 / SATA3_6 Ports - When using M.2 PCIe x4 SSD, both SATA3_5 and SATA_6 Ports are disabled - When using M.2 SATA SSD, only SATA3_5 Port is disabled, and SATA3_6 Port is available
Storage Devices	External 5.25" x 3, Internal 3.5" x 4
Audio	Realtek® ALC887/ALC897 HD, High Definition Audio. Line-In / Line-Out / Mic-In
Ethernet	LAN1: Intel® I225LM with 10/100/1000/2500 Mbps LAN2: Intel® I219LM with 10/100/1000 Mbps, support AMT / vPro
TPM	TPM 2.0 onboard
H/W Monitor	Temperature Monitor on CPU/Chassis, Voltage Monitor on Vcore/5V/3.3V/12V, Fan Monitor on CPU/Chassis
Watchdog Timer	1~255 steps by software program
Smart Fan control	CPU Fan x 1, Chassis Fan x 3
Wake On LAN/ PXE	Yes (WOL / PXE)
Power State	S3, S4, S5
System Fan	Front: 1 x 80 mm (built-in HDD cage), PWM Rear: 1 x 120 mm, PWM
I/O	
Front Panel	1 x Power On/Off, 1 x System Reset
Rear Panel I/O	USB 3.2 Gen2 x 4, USB 2.0 x 2, PS/2 Keyboard/Mouse port, HDMI x 1, VGA x 1, DP x 1, COM x 2 (RS232/422/485), Audio Jack x 3: Line-in, Mic-in, Line-out, LAN (RJ45) ports x 2
Internal I/O connectors	SATA III (6.0Gb/s) ports x 6, support RAID 0/1/5/10 M.2 x 1 (Key M, 2242 / 2260 / 2280) with SATA3 and PCIe x4 for SSD USB 3.2 Gen1 x 4 (2 x USB 3.2 Gen1 header), USB 2.0 x 2 (1 x 2.54 pitch header) RS-232 headers x 4, 8 x GPI, 8 x GPO (shared with LPT header), CPU Fan connector(s) (4-pin) x 1, Chassis Fan connector(s) (4-pin) x 3, Chassis Intrusion x 1, AT/ATX mode select jumper x 1, Front panel header x 1, Clear CMOS jumper x 1
Expansion	PCIe Gen3 Slots x 3 (PCIe1 / PCIe2 / PCIe3: Single at x16 (PCIe1); Dual at x8 (PCIe1) / x8 (PCIe3); Triple at x8 (PCIe1) / x4 (PCIe2) / x4 (PCIe3)), PCIe x4 (Gen3) x 2, PCI x 2, M.2 x 1 (Key E, 2230) with PCIe x1, USB 2.0 and CNVi for Wireless, M.2 x 1 (Key B, 3042 / 3052) with PCIe x1 / USB 3.0 / USB 2.0 and SIM socket for 4G / 5G, SIM socket x 1 connected to M.2 Key B
Power	
Battery	—
Power Requirement	ATX power supply Input:90~264V Output:500W.
Mechanical	
Color	Black
Dimensions (W X H X D)	198 x 465 x 425 (mm), 7.8" x 18.31" x 16.73"(w/o bezel)
Gross Weight	TBC
Net Weight	TBC
Environmental	
Operating Temperature	32°F ~ 113°F (0°C ~ 45°C)
Storage Temperature	-49°F ~ 176°F (-45°C ~ 80°C)
Storage Humidity	0%~90%RH, non-condensing

Specifications

System	
CPU	Intel® 10th Gen (Cometlake-S) Core™ Processors, up to 125 W
Chipset	Intel® W480E Express Chipset
System Memory	Dual Channel DDR4 2933 / 2666 / 2400 MHz, (ECC memory supported by CPU) - Intel Core i9 / i7 CPUs support DDR4 up to 2933 MHz - Intel Core i5 / i3 CPUs support DDR4 up to 2666 MHz - Intel Pentium / Celeron CPU support DDR4 up to 2400 MHz
I/O Chipset	F81966D-1
Display Interface	HDMI 2.0a x 1, VGA x 1, DP 1.2x 1 HDMI 2.0a, Max resolution up to 4096 x 2160@60Hz DisplayPort 1.2, DP++ Max resolution up to 4096 x 2160@60Hz VGA Max resolution up to 1920 x 1200@60Hz

Dimension

Unit: mm



Packing List

- Accessory Box (Cable And Screw Bag)
- RT-680T-W480E

Ordering Information

- **RT-680T-W480E-A10-001**
ATX Tower IPC with W480E. 500W ATX power supply, Silver color

Optional Accessories

- **1709100330**
USB 2.0 cable (9P, 330MM, p=2.54mm, w/bracket)
- **14001-00400100**
COM Port Cable (9P, 260mm, p=2.54mm w/bracket)
- **175921156B**
2U CPU Cooler (2-Ball, Push-pin Type)
- **1759200172**
2U CPU Cooler (2-Ball, Screw with Retention Plate)
- **AP-FNTH1Q370010**
CPU Cooler (2-Ball Bearing, 2U, TDP Max. 100W)
- **1702031802**
Power Cord (US & Taiwan Type)
- **1702031803**
Power Cord (European Type)
- **170203180E**
Power Cord (Japanese Type)
- **AP-FW9789182100**
(TF)3.5" to 2.5" HDD bracket.Tragant.DeLock 18210
- **AP-OT9789343000**
5.25" converter bracket, supports 1x 3.5" hard drive and 2 x 2.5" hard drive